

Towards a flexible Pharo Compiler

Clément Béra

RMOD - INRIA Lille Nord Europe
clement.bera@inria.fr

Marcus Denker

RMOD - INRIA Lille Nord Europe
marcus.denker@inria.fr

Abstract

The Pharo Smalltalk-inspired language and environment started its development with a codebase that can be traced back to the original Smalltalk-80 release from 1983. Over the last years, Pharo has been used as the basis of many research projects. Often these experiments needed changes related to the compiler infrastructure. However, they did not use the existing compiler and instead implemented their own experimental solutions. This shows that despite being an impressive achievement considering its age of over 35 years, the compiler infrastructure needs to be improved.

We identify three problems: (i) The architecture is not reusable, (ii) compiler can not be parametrized and (iii) the mapping between source code and bytecode is overly complex.

Solving these problems will not only help researchers to develop new language features, but also the enhanced power of the infrastructure allows many tools and frameworks to be built that are important even for day-to-day development, such as debuggers and code transformation tools.

In this paper we discuss the three problems, show how these are solved with a new Compiler model. We present an implementation, Opal, and show how Opal is used as the bases for many important tools for the everyday development of Pharo 3.

1. Introduction

A lot of research has been done with Pharo and Squeak in the past. Examples are Bytecode Manipulation with Bytesurgeon [DDT06], Advanced Reflection [DDLM07, RDT08, DSD08], Typesystems [HDN09], Transactional Memory [RN09] or Omniscient Debuggers [HDD06, LGN08].

All these research experiments implemented by changing the compiler of Pharo/Squeak, and sometimes combined with virtual machine(VM)-level changes. In contrast to VM-

level changes, compiler based experiments have many advantages: the compiler is implemented in Smalltalk, therefore the standard tools and debugging infrastructure can be used. In addition, the models realized in Smalltalk tend to hide technical and low level details compared to an implementation at VM-level.

One of the reasons why the Pharo Project was started originally is the idea to create a feedback loop for the development of the system itself: we revisit successful research results and integrate them back into the system. This way, future researchers can build on top of the results of prior work instead of always starting from scratch.

Opal is the compiler infrastructure used for past research experiments. The code-base has been used in experiments over the years.

The compiler framework described in this paper is the result of revisiting the experimental code with the result of a compiler that is stable and clean to be integrated in Pharo 3 with the goal of removing the old compiler in Pharo 4.

1.1 The Smalltalk Compiler

In a traditional Smalltalk system, Smalltalk code (text) is compiled to bytecode. This compilation happens on a per method basis when the programmer saves an edited method.

The Smalltalk bytecode is a traditional stack-based bytecode, the bytecode set of Pharo is taken from Squeak and therefore an extension of the original Smalltalk 80 bytecode with extensions to support block closures as implemented by the Cog VM [Mir11].

The Smalltalk bytecode set provides some ways for the compiler to optimize code statically: Loops and conditionals are compiled to jump instructions and conditions.

As the traditional Smalltalk system provides a decompiler from bytecode to text, no other optimizations are done. The goal is to be able to re-create the original source from bytecode, which would be impossible in the presence of any serious optimizations.

As such, Opal right now too compiles to exactly the same bytecode as the old compiler.

It should be noted that in a modern Smalltalk VM, there is a second compiler, a so-called JIT compiler, in the VM that compiles the bytecode to native code. This paper is not concerned at all with this VM-level compiler.

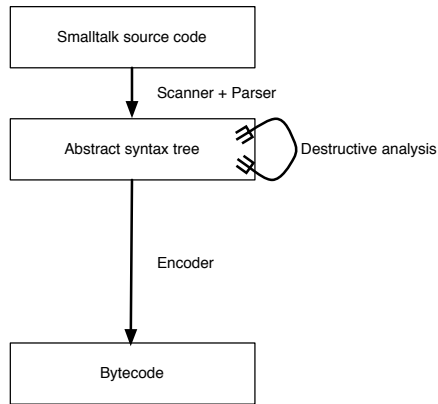


Figure 1. A representation of the old compiler toolchain

1.2 Smalltalk Language Tools

Besides the compiler, many IDE-level tools in Smalltalk reason about code. In the following we give a short overview.

Refactoring Engine. The prime example is the Refactoring Engine [RBJ97] which is the basis of all transformations related to refactoring. As the original AST of the Smalltalk compiler was not designed for transformations, the RB implements its own parser and AST.

Syntax Highlighting. As any modern IDE, Pharo supports syntax highlighting in real time while the developer types. Syntax highlighting is implemented using its own parser and representation of code, not reusing any parts of the compiler or the refactoring engine.

Debugger. The debugger is a central tool for the Smalltalk developer. Often development happens right in the debugger. To support highlighting of the execution when stepping, the debugger needs to have a mapping from bytecode to source code. This mapping can only be provided by the compiler, making the debugger reliant on the compiler in a non-trivial way.

In this paper we analyse the problems that the old compiler framework poses. We identify in Section 2 the following problems:

1. The architecture is not reusable,
2. The compilation can not be parametrized,
3. The mapping between source code and bytecode is overly complex.

We present a model for a new compiler (Section 3) to solve these problems. After we discuss implementation details (Section 4), we validate the new infrastructure by showing benchmarks and the tools that are build on top of Opal (Section 5). After a short discussion of related work (Section 6) we conclude with an overview of possible future work in Section 7.

2. Problems of the Current Compiler

Pharo uses nowadays a direct child of the original Smalltalk-80 compiler. Despite being an impressive piece of work for the eighties, the architecture shows its age. As a result, the compiler framework (scanner, parser, AST) are not used by other parts of the system. For example, the refactoring engine uses its own AST.

Reusable architecture. There are modularity problems in all the levels of the compilation toolchain. At the AST-level, Pharo uses different AST implementations. To be consistent (and for maintainability purposes), there should be only one AST for the whole system, not one AST per feature.

Then, on the semantic analysis-level, another problem is raised. The AST is dependent on the compiler to the point that the semantic analysis has side-effects and modifies the AST. After code-generation, the AST is therefore only usable by the compiler. Again, the semantic analysis should be reused in the system and implemented only once.

Lastly, at bytecode-level, no intermediate representation exists in the compiler. Therefore, the existing compiler backend can not be used elsewhere.

Source code mapping. Another issue is the complexity of the debugging features. According to the current bytecode set of Squeak and Pharo, the bytecode representation is not aware of the names of the temporary variables, but only about their indexes. The bytecode representation does also not know about the highlighting range. To be able to get the temporary variable names and the highlighting range, we need to implement a mapping between the bytecode and the AST. This mapping is complex, especially for blocks and even more so for inlined blocks.

Parametrized compilation. Pharo developers would like to compile certain parts of the system differently, reaching from a bunch of methods up to a larger set of classes. For example, with the old compiler a set of classes can not be recompiled without automatic inlining of conditional messages. Another parametrization that would be interesting is to be able to plug in different classes for the compilation passes like parsing, semantic analysis or code generation.

Problem Summary. How can we have a flexible compiler with reusable and high-level intermediate representations?

The Opal compiler offers a solution to these problems. The flexibility comes from its pluggable architecture: you can easily change the object managing a part of the compilation chain. Opal relies on reusable representations as the RB AST or the bytecode-level intermediate representation (IR).

3. Opal: A Layered Compiler Chain

In this section we present the design of Opal from a high-level point of view.

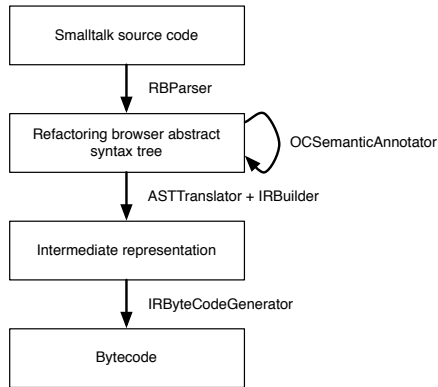


Figure 2. The Opal compilation toolchain’s four stages

3.1 The Opal Model

Explicit compilation passes. As shown in Figure 2, the smalltalk code is parsed with RBPaser to the RB AST. Then the OCSemanticAnalyser annotates it. The ASTTranslator visits it, building the IR with IRBuilder. Lastly, the IRByteCodeGenerator generates bytecode out of the IR.

3.2 Annotated RB AST: a Reusable Code Representation

Instead of creating a whole new representation, Opal reuses the AST from the refactoring browser. In addition, the semantic analysis does not change the AST, but only annotates it. This guarantees the reusability of the representation.

On the figure Figure 3, we can see the class diagram of the RB AST. All nodes inherit from the same superclass RBProgramNode. This way, they all have two main states: properties, which is a dictionary for annotations and parent, which is a back pointer to the outer node.

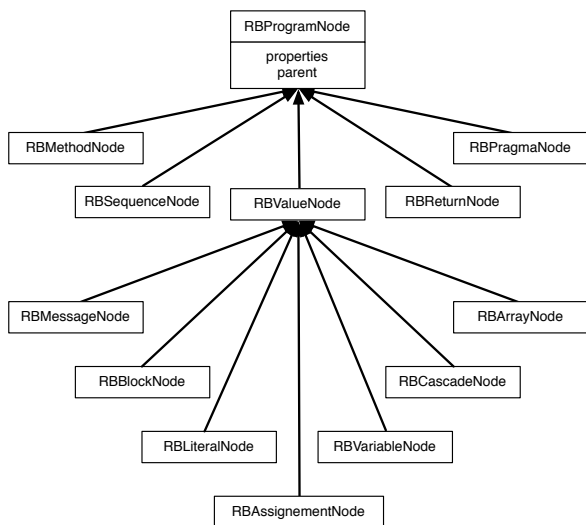


Figure 3. The refactoring browser AST class diagram

3.3 Compilation Context

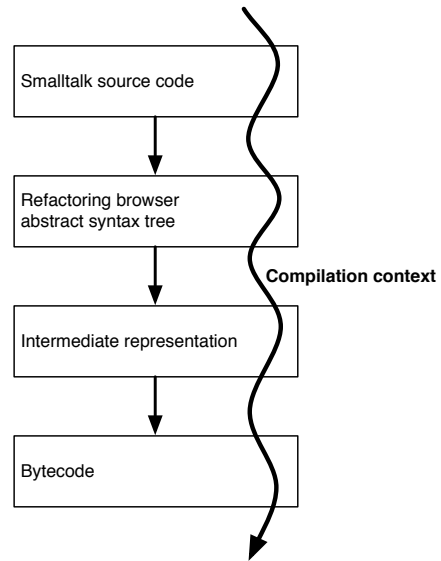


Figure 4. The compilation context in Opal compilation toolchain

When compiling a method to bytecode, we need to pass some objects along the compilation chain. For example, the old compiler used to pass:

- the requestor: this object corresponds to the UI element that holds the text to compile. This is needed because it permits for example to write error messages directly in the morph text instead of raising an error. For example, if we compile `[y | [y | y]]`, we will get `[y | [Name already defined ->y | y]]` instead of an error.
- the failBlock: is executed when the compilation fails in interactive mode. Usually this happens because the source code was incorrect and an error was raised.

All this information is needed. But the issue with this approach is that it requires to always pass along these object through the whole compilation toolchain. The resulting methods with excessive numbers of arguments are hard to maintain and not nice to use. For example, we have in the old compiler:

```

Parser>>#parse:class:noPattern:context:notifying;ifFail:
Compiler>>#compileNoPattern:in:context:notifying;ifFail:
  
```

To increase the modularity of Opal, we needed to add even more arguments, most of them being booleans. We decided to add the CompilationContext object. This object holds all these arguments and in general all information that is of interest in later phases of the compiler. As Figure 4 shows, the context is passed through to the whole compilation chain.

3.4 IR: An Explicit Intermediate Representation

We discuss the intermediate representation (IR) of the Opal Compiler. The following shows the class hierarchy of the IR:

```
IRInstruction
  IRAccess
    IRInstVarAccess
    IRLiteralVariableAccess
    IRReceiverAccess
    IRTempAccess
    IRRemoteTempAccess
    IRThisContextAccess
  IRJump
    IRJumpIf
    IRPushClosureCopy
  IRPop
  IRPushArray
  IRPushDup
  IRPushLiteral
  IRReturn
    IRBlockReturnTop
  IRTempVector
IRMethod
IRSequence
```

This intermediate representation is modeling the bytecode yet abstracts away from details. It forms a Control Flow Graph (CFG). IRInstructions are forming basic blocks using IRSequence, these sequences are concatenated by the last instruction which is an IRJump.

Opal has an explicit low-level representation for three main reasons. Firstly, it gives to the user the possibility to easily transform the bytecode. Secondly, it simplifies a lot the debugging capabilities implementation of the system, as explained in Section 4.2. Lastly, this representation provides an abstraction over the bytecode, letting the whole compilation chain of Opal independent of details of the bytecode representation. A dedicated backend visits the IR (IRBytecodeGenerator, as shown in Figure 2).

3.5 Debugging Features

The AST with semantic analysis and its IR, provide the basis to map between all the representations. For example, mapping between bytecode offset and text. Details are explained in Section 4.2.2.

4. Opal Implementation Details

In this Section, we will present some of the implementation details of Opal. We will discuss two aspects: first the compilation context and how it enables Opal to be parametrizable and pluggable. Second we discuss in detail the infrastructure implemented for mapping text with AST, IR and low-level offsets in compiled code.

4.1 Compilation Context

The compilation context is an object that holds state that is of interest to later passes done by the compiler. The class definition is shown here:

```
Object subclass: #CompilationContext
  instanceVariableNames: 'requestor failBlock noPattern class
    category logged interactive options
    environment parserClass semanticAnalyzerClass
    astTranslatorClass bytecodeGeneratorClass'
  classVariableNames: ''
  poolDictionaries: ''
  category: 'OpalCompiler-Core-FrontEnd'
```

The instance variables all help to make Opal more customizable and to change the compilation chain. We present them one by one.

Basic data.

requestor : this object corresponds to the user interface element that holds the text to compile.

failBlock : this block is executed when the compilation fails.

noPattern : this boolean tells if the text to compile starts with the method body or by the method selector.

class : the class of the compiled object to know how to compile accesses to instance variables.

category : the category where the compiled method should be located.

logged : will the new compiledMethod creation be logged in the changes file.

interactive : this compilation happens in interactive mode (Warnings are raised and stops the compilation) or in non interactive mode (Warnings are shown on console logging and does not stop the compilation).

environment : points to the Smalltalk environment (usually an instance of Smalltalk image) where you compile. This is used for example for remote compilation.

It should be noted that the current API follows to some extent the old implementation to make it easier to move the whole system to use Opal. In a second step, we plan to revisit the compiler API to simplify it.

Compiler options. The Opal compiler proposes options. A programmer can specify them either on a per class basis by overriding the compiler method or on method basis with a pragma. These options are passed with the compilation context through all stages of the compiler and can be read and reacted upon on any level. The first set of options concern optimizations of control-structures and loops:

- optionInlinelf
- optionInlinelfNil
- optionInlineAndOr
- optionInlineWhile

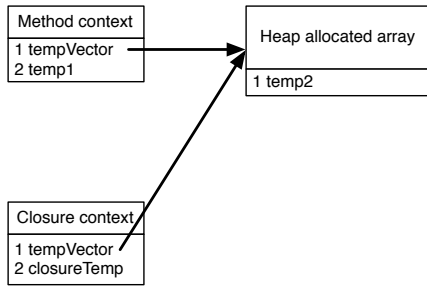


Figure 6. Runtime temporary variable storage

or written temporaries. This mapping is used for debugging (debugger and inspectors).

As an example for inspecting a context, the following code presents a simple temp access:

```
SomeRandomClass>>example
| temp |
temp := #bar.
^ temp
```

The offset of the temporary variable temp is 1. Therefore, when we inspect a context, the result is just an inspector on an object that has offsets, as we see in Figure 7.

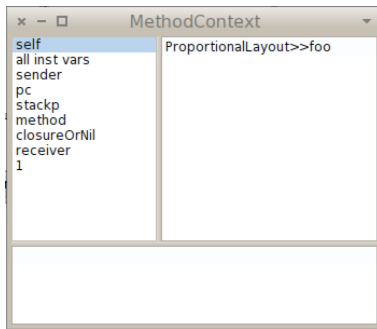


Figure 7. A basic inspector on a context

Programmers do not want to debug contexts with indexes of temporaries, but with temporary names (Figure 8).

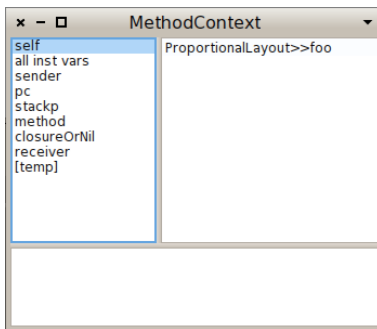


Figure 8. A specific inspector on a context

Temporary Names with Opal. Similarly to the highlighting implementation, we want to reify all needed information at the AST-level. We leverage the information added to the AST in the semantic analysis phase of the compiler. This includes objects modeling temporary names and offsets as well as so called scopes for each method or block AST node. These scopes store defined variables and are used for mapping names to the objects describing the variables. Each node can therefore access the corresponding scope due to the parent relationship in the AST.

In figure 8, we can click on the [temp] entry. This displays on the right panel the value. To do this, the context needs to know to which offset correspond the temporary name temp. The context knows in this case for the temporary variable offset the associated value. It knows that offset 1 is associated to the value #bar. The context, being a representation of the method, can access its corresponding method AST node. The node then provides through scopes the offset information about the variable. Of course, this simple example becomes exponentially complex when we have multiple closures inside the methods with shared variables that need to be stored in temp vectors.

The temporary name mapping, now working on AST-level, works the same way for optimized blocks (to:do:, ifTrue:ifFalse:, ifNil:ifNotNil:, and:, or:) and non optimized blocks.

5. Validation

We have discussed three problems of the old compiler infrastructure in Section 2. We will show in the following how the new design of Opal solves the problems.

To show that the resulting implementation is usable in practice, we show benchmarks of compilations speed.

5.1 Problem 1: Reusable Architecture

Pharo 3 is moving many subsystems to use parts of the Opal Infrastructure. We highlight some of them.

AST interpreter. We implemented a complete AST interpreter on top of the annotated AST. The AST interpreter is written in Pharo, permitting to prove the reusability of the annotated AST. The interpreter is able to interpret all the tests of the Pharo Kernel, and they all pass.

Hazelnut. In the case of Hazelnut [CDF⁺11], a bootstrap of a new Pharo image from sources, Guillermo Polito uses Opal for the flexible features of the semantic analysis tool. As he needs to compile some smalltalk code not for the current Pharo environment, but for a remote image, he needs to change the way variables are resolved. He implemented his own semantic analyzer, with different bindings for variables, replacing the one from Opal. Lastly, he used Opal to compile the methods, with a different semantic analyzer that the default Opal one.

Metalinks. Reflectivity is a tool to annotate AST nodes with Metalinks. A Metalink annotates an AST node. Metalinks can be executed before a node, instead of a node, after a node, if the execution of a node yields an error or if the execution of a node yields no error. Once the AST of a method is annotated with some metalinks, a method wrapper replaces the method to handle the compilation of an expanded version of the AST that takes metalink into account and then installs the resulting method. This tool rewrites the AST nodes according to their metalinks. The new AST is recompiled thanks to Opal.

Class builder. The new Pharo class builder [VBLN11, VSW11] avoids class hierarchy recompilation when adding instance variables in the superclass chain. On the low-level, this means that when adding an instance variable, some existing instance variables have to shift the instance variable offsets. This is done, in the case of a compilation with Opal, with IR transformations.

Smart suggestions. While we are coding we usually want to apply actions on the current edited element. For example if we have selected a variable we may want to rename it. To do this, IDEs often have large menus, including the correct feature, usually with lot of options that do not apply to the selected element.

Smart suggestions show only the options that you can apply to the selected AST node. We use the current AST to do this through `RBParser»#parseFaultyMethod:` and the Opal compiler semantic analysis. The best AST node corresponding to the selected text is calculated. Then the available suggestions are provided. The Opal semantic analysis provides the nature of a variable: temporary, instance or class to refine the suggestions.

Node navigation. Sometimes while browsing code we think in programming terms instead of text. For example we think in a message send or a statement instead of word, spaces or symbols. The idea is to use context information and let the programmer navigate the code thinking in those terms. In order to do this we find the best AST node and offer navigations in different directions:

Parent: The node that contains the selected one. For example if we have the code 'aNumber between: anotherNumber' and we are selecting the variable anotherNumber if we navigate to the parent the IDE highlights the message.

Sibling: The node in the same level that the selected. For example in a temporary variables definition: '| one two three |' if we are in the variable one we can navigate to the variable definitions two or three.

Child: Node contained by the selected. For example if we in a message send: 'aNumber between: anotherNumber' we will go the parameter anotherNumber.

Syntax highlighting as you type. We want to color the code we are writing using all the available information, in

order to be able to select the scope where we are or to show associated information for a specific piece of code. To do that we use the AST and the semantic analysis (we need the semantic analysis because we want to show different kinds of variables with different colors, like undeclared variables), through the `RBParser»#parseFaultyMethod:` and `RBParser»#parseFaultyExpression:` to obtain the AST representation. The implementation is simple because we can define a new visitor defining the coloring algorithm. Once we define the coloring from each syntax representation we just visit the tree.

5.2 Problem 2: Source Mapping

To validate the new implementation of source code mapping, we use it as the basis for the debugger. Instead of implementing a dedicated map for the debugger (`DebuggerMethodMap`), we forward all requests to the AST (which is cached by the system). To test the performance, we perform a simple benchmark. We print the error message that prints the whole stack. This prints for each stack frame all the variables:

```
String streamContents: [ :str | thisContext errorReportOn: str ]
```

We execute this code in Pharo 1.4 which had a limited caching for the debugger map, as well as in Pharo 3 for both the old and the new compiler:

Pharo 1.4 (old compiler, simple cache)	11.7 per second
Pharo 2 (old compiler, no caching)	6.13 per second
Pharo 3 (new compiler, AST cache)	51.7 per second

As we can see, the Opal strategy of using the annotated AST structure is faster than even the old compiler using the simple debugger map cache.

5.3 Problem 3: Parametrized Compilation

No automatic inlining. To prove the flexibility of the Opal compiler, a good example is not to inline some messages in some classes or methods of the system. As an example, we can advice the compiler to not inline the if statement with a pragma. With the old compiler, the if condition, sent on a non boolean object, as a symbol, raises a `NonBooleanReceiver` error. On the opposite, with Opal compiler, the if condition, also sent on a symbol, raises a `MessageNotUnderstood` error.

```
MyClass>>foo
  <compilerOptions: - optionInlinelf>
  ^ #myNonBooleanObject ifTrue: [ 1 ] ifFalse: [ 0 ]
```

```
MyClass new foo
"With the old compiler, raises a runtime error NonBooleanReceiver"
"With Opal compiler, raises a MessageNotUnderstood error"
```

This aspect is useful for different reasons. For example, researchers might want to experiment with new boolean implementations. They could want a boolean system with true,

false and maybe. In this case, they needed to implement the new boolean messages with different names, creating a non readable smalltalk code, because they were not able to use the selector `ifTrue:`, `iffalse:` or other optimized constructs. Other examples are proxies for booleans, symbolically executing code for type information and others.

The downside is that the non-optimized code is just produced for the methods or classes explicitly compiled with this option. To scale this to all code of the system, we recompile non-optimized code when a `mustBeBoolean:` exception is raised. The nice property of this solution is that it only slows down the case where an optimized construct is called on a non-Boolean object.

5.4 Compilation Benchmarks

Even though the Opal model is introducing an Intermedia Representation (IR) and using multiple visitor passes, the resulting compiler is comparable in speed.

The benchmarks were run on a MacBook pro, on Mac OS X (Version 10.8). The machine had 8 Gb of RAM (1600MHz DDR3) and a Intel Core i5 processor of 2.5 Ghz. The SMark framework provides a precise average time of each benchmark run including error margin.

Compilation Speed. We first compare the two compilers with regard to compilation speed when recompiling classes. This exercises the whole compiler toolchain from parser down to bytecode generation and therefore gives a real world view on compilation speed. In the following table we compare recompiling the whole image and recompiling Object class:

Recompile	Opal Compiler	Old Compiler
Object class (ms)	296.66 ± 0.98	222.9 ± 2.4
Whole image (ms)	72120 ± 189	49908 ± 240

As we can see, the factor between the compilers is around 1.4. Considering that Opal generates a reusable AST with annotations for semantic analysis and uses a dedicated IR representation for the bytecode generation, this performance is acceptable. Especially considering that we can use the low-level IR backend in cases where speed matters, as the next benchmark shows.

IR Benchmarks. The intermediate representation of Opal allows the programmer to manipulate the high-level IR instead of the low-level bytecode, AST or text. Manipulating bytecode directly is not practical due to hard coded jump offsets and the need to create new method objects if things like number of literals or the max depth of the stack changes. Using the high-level text or AST model for manipulating code can lead to performance problems, even when using the faster old compiler. An example for this is recompilations of class hierarchies when adding instance variables high up in the class hierarchy.

Opal provides the possibility to manipulate the IR representation instead. To assess the performance, we benchmark the speed of the IR backend. We show the times for

- decompiling bytecode to IR,
- a full IR based roundtrip of decompiling and regenerating bytecode,
- generating bytecode from IR (difference of the first two).

All these are done on all methods of the complete system.

BC -> IR (ms)	BC -> IR -> BC (ms)	IR -> BC (ms)
2827.2 ± 4.0	10533 ± 13	7706 ± 17

The benchmarks prove that manipulating IR is much faster than recompiling source code, both with the old or the new compiler. We can regenerate the whole bytecode of the Pharo 3 image in just 10 seconds instead of 50 seconds when recompiling with the old compiler.

This fast way to manipulate methods will be used by the new class builder when adding instance variables.

Runtime Speed. It should be noted that as the compiler generates the same bytecode, execution speed of the generated code is identical. We do therefore not provide any benchmarks.

6. Related Work

Smalltalk like languages implement a compiler from text to bytecode in Smalltalk and make it available reflectively. This is not the case with many other languages. In most languages, the compiler is a stand-alone application not visible for compiled programs. As such, all the compiler, IDE and tools are seen as distinct and sharing implementations between them is not common. In turn, compiler frameworks that enable experiments are done as external tools without the goal of replacing the main compiler of the language.

Polyglot [NCM03] is an extensible compiler framework that supports the easy creation of compilers for languages similar to Java. A newer example is JastAdd [EH07], a compiler framework for Java that is build using a special Java-like AOP language. It has seen a lot of use in recent implementations of AOP systems in Java.

All Smaltalk-like languages contain a compiler very similar to the old Compiler of Pharo. It is available in the language, but changing it is difficult. The easiest way to reuse the compiler is to copy the code and change it. And example of this is the Tweak extension of Smalltak used in Croquet [SKRR03].

7. Future Work and Conclusion

In this paper we have presented Opal, a new Compiler infrastructure for Pharo. Opal solves some problems that were found when using Pharo for numerous research prototypes: (i) The architecture is not reusable, (ii) compilation can not

be parametrized and (iii) the mapping between source code and bytecode is overly complex. As shown, Opal solves these problem by being bases on a modular design using a compilation context and keeping the mapping explicit.

We have validated Opal by presenting benchmarks and shown a number of tools and frameworks that are build using it. Opal is already used as the default compiler of Pharo 3.

There are many possible direction for future work, for example:

Compilation time optimizations. As seen in Section 5.4, Opal compiler is now 1.4 times slower than the old one. With this, Opal is already fast enough for productive use. However, we plan to conduct extensive profiling and optimization passes after the compiler has been integrated in Pharo 3.

Optimizations on IR. Currently, optimizations are done by the ASTTranslator. For example, the inlining of block for `ifTrue:` or `whileTrue:` is done by analyzing the AST. However, the AST makes it hard to analyze since there is no explicit representation of control flow. Therefore, the correct place for these optimizations would be on the IR-level as the IR is a CFG (Control Flow Graph). We plan to simplify the AST to IR translation and to move the optimizations to the IR-level.

Experiment with Opal. The flexible features of Opal permits to conduct experiment more easily. We would like to experiment statically available information for optimizations. For example, it is easy to inline message sends to globals. In addition, simple limited type inference schemes are interested to explore.

Acknowledgements

We thank Gisela Decuzzi for her work and comments about AST based tools, Jorge Ressoa for his work on porting Opal to the new closure model and Anthony Hanan for creating the ClosureCompiler project years ago that was the starting point for the explorations that became Opal. We thank Stéphane Ducasse and Camillo Bruni for their reviews.

This work was supported by Ministry of Higher Education and Research, Nord-Pas de Calais Regional Council, FEDER through the 'Contrat de Projets Etat Region (CPER) 2007-2013', the Cutter ANR project, ANR-10-BLAN-0219 and the MEALS Marie Curie Actions program FP7-PEOPLE-2011- IRSES MEALS.

References

[CDF⁺11] Gwenael Casaccio, Stéphane Ducasse, Luc Fabresse, Jean-Baptiste Arnaud, and Benjamin van Ryseghem. Bootstrapping a smalltalk. In *Proceedings of Smalltalks 2011 International Workshop*, Bernal, Buenos Aires, Argentina, 2011.

[DDLMO7] Marcus Denker, Stéphane Ducasse, Adrian Lienhard, and Philippe Marschall. Sub-method reflection. In

Journal of Object Technology, Special Issue. Proceedings of TOOLS Europe 2007, volume 6/9, pages 231–251. ETH, October 2007.

- [DDTO6] Marcus Denker, Stéphane Ducasse, and Éric Tanter. Runtime bytecode transformation for Smalltalk. *Journal of Computer Languages, Systems and Structures*, 32(2-3):125–139, July 2006.
- [DSD08] Marcus Denker, Mathieu Suen, and Stéphane Ducasse. The meta in meta-object architectures. In *Proceedings of TOOLS EUROPE 2008*, volume 11 of *LNBP*, pages 218–237. Springer-Verlag, 2008.
- [EH07] Torbjörn Ekman and Görel Hedin. The JastAdd system – modular extensible compiler construction. *Science of Computer Programming*, 69(1-3):14–26, 2007.
- [HDD06] Christoph Hofer, Marcus Denker, and Stéphane Ducasse. Design and implementation of a backward-in-time debugger. In *Proceedings of NODE'06*, volume P-88 of *Lecture Notes in Informatics*, pages 17–32. Gesellschaft für Informatik (GI), September 2006.
- [HDN09] Niklaus Haldimann, Marcus Denker, and Oscar Nierstrasz. Practical, pluggable types for a dynamic language. *Journal of Computer Languages, Systems and Structures*, 35(1):48–64, April 2009.
- [LGN08] Adrian Lienhard, Tudor Gîrba, and Oscar Nierstrasz. Practical object-oriented back-in-time debugging. In *Proceedings of the 22nd European Conference on Object-Oriented Programming (ECOOP'08)*, volume 5142 of *LNCS*, pages 592–615. Springer, 2008. ECOOP distinguished paper award.
- [Mir11] Eliot Miranda. The cog smalltalk virtual machine. In *Proceedings of VMIL 2011*, 2011.
- [NCM03] Nathaniel Nystrom, Michael R. Clarkson, and Andrew C. Myers. Polyglot: An extensible compiler framework for Java. In *Compiler Construction*, volume 2622 of *Lecture Notes in Computer Science*, pages 138–152. Springer-Verlag, 2003.
- [RBJ97] Don Roberts, John Brant, and Ralph E. Johnson. A refactoring tool for Smalltalk. *Theory and Practice of Object Systems (TAPOS)*, 3(4):253–263, 1997.
- [RDT08] David Röthlisberger, Marcus Denker, and Éric Tanter. Unanticipated partial behavioral reflection: Adapting applications at runtime. *Journal of Computer Languages, Systems and Structures*, 34(2-3):46–65, July 2008.
- [RN09] Lukas Renggli and Oscar Nierstrasz. Transactional memory in a dynamic language. *Journal of Computer Languages, Systems and Structures*, 35(1):21–30, April 2009.
- [SKRR03] David A. Smith, Alan Kay, Andreas Raab, and David P. Reed. Croquet, a collaboration system architecture. In *Proceedings of the First Conference on Creating, Connecting and Collaborating through Computing*, pages 2–9, 2003.
- [VBLN11] Toon Verwaest, Camillo Bruni, Mircea Lungu, and Oscar Nierstrasz. Flexible object layouts: enabling lightweight language extensions by intercepting slot

access. In *Proceedings of 26th International Conference on Object-Oriented Programming, Systems, Languages, and Applications (OOPSLA '11)*, pages 959–972, New York, NY, USA, 2011. ACM.

[VSW11] Toon Verwaest, Niko Schwarz, and Erwann Wernli. Runtime class updates using modification models. In *Proceedings of the TOOLS 2011 8th Workshop on Reflection, AOP and Meta-Data for Software Evolution (RAM-SE'11)*, 2011.